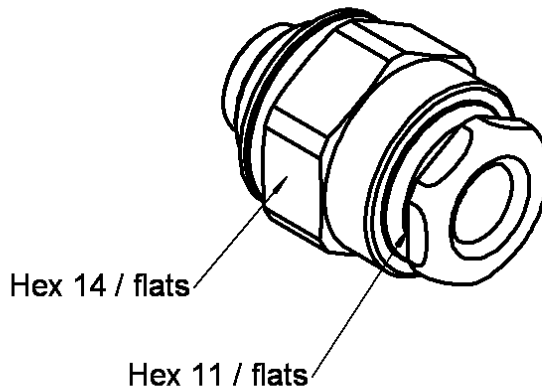
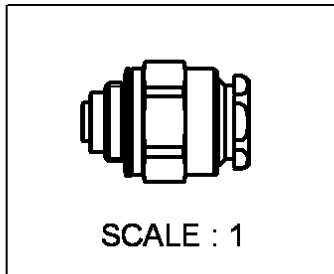
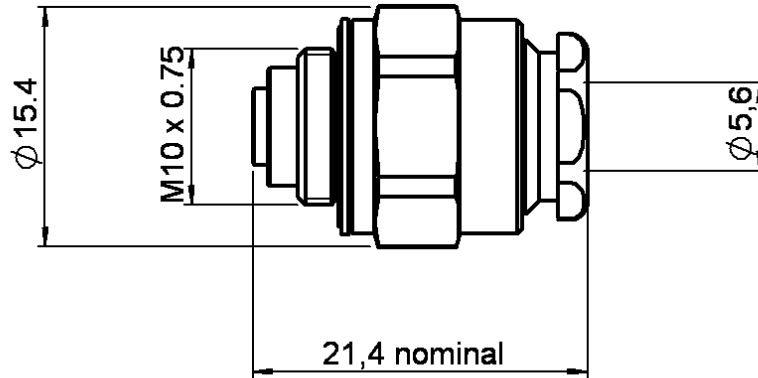


COAXI-KIT TIP CLAMP TYPE

CABLE 5/50 S + D

R280.008.030

Series : ACC-COAX



All dimensions are in mm.



COMPONENTS	MATERIALS	PLATINGS (µm)
BODY	BRASS	BBR 0.5 OVER SILVER 3
CENTER CONTACT	-	-
OUTER CONTACT	-	-
INSULATOR	-	-
GASKET	SILICONE RUBBER	-
OTHERS PARTS	BRASS	BBR 2
-	-	-
-	-	-

Issue : 0133 B

In the effort to improve our products, we reserve the right to make changes judged to be necessary



COAXI-KIT TIP CLAMP TYPE

R280.008.030

CABLE 5/50 S + D

Series : ACC-COAX

PACKAGING

Standard	Unit	Other
20	'W' option	Contact us

SPECIFICATION

CABLE ASSEMBLY

Stripping	a	b	c	d	e	f
mm	3.00	13.0	0.00	0.00	8.00	0.00

ELECTRICAL CHARACTERISTICS

Impedance		NA	Ω
Frequency		NA	GHz
VSWR	NA +	0.000	x F(GHz) Maxi
Insertion loss		NA	√F(GHz) dB Maxi
RF leakage	- (NA	- F(GHz) dB mini
Voltage rating		NA	Veff Maxi
Dielectric withstanding voltage		NA	Veff mini
Insulation resistance		NA	MΩ mini

Assembly instruction : **Clamp 01**

Recommended cable(s)

KX 15
RG 58
RG 141
RG 142
KX 23
RG 400
RG 223

MECHANICAL CHARACTERISTICS

Recommended torque			
Panel nut		NA	N.cm
Clamp nut		450	N.cm
A/F clamp nut		11.000	mm
Mating life		0 NA	Cycles mini
Weight		16.223	g

Cable retention

- pull off **150** N mini
- torque **NA** N.cm

TOOLING

Part Number	Description	Hexagon
R282.303.220	TORQUE SPANNER .708 in 84.075 in.lb	

OTHERS CHARACTERISTICS

M10x0.75

ENVIRONMENTAL

Operating temperature	-55/+155 °C
Panel leakage	NA

Issue : 0133 B

In the effort to improve our products, we reserve the right to make changes judged to be necessary



COAXI-KIT TIP CLAMP TYPE

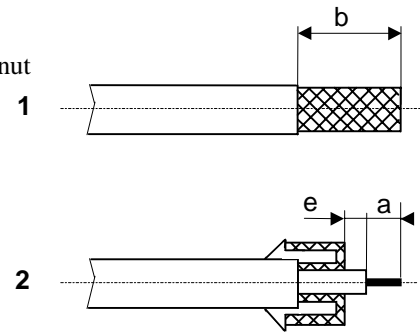
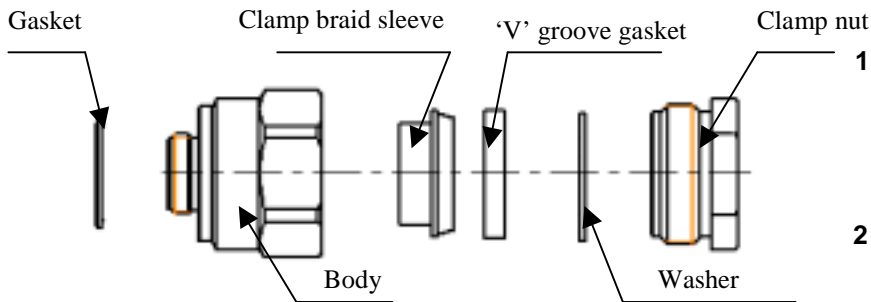
CABLE 5/50 S + D

R280.008.030

Series : ACC-COAX

COMPOSANTS

STRIPPING DIMENSIONS



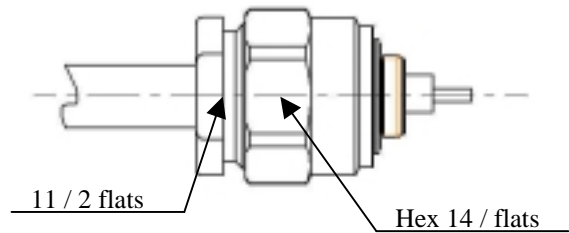
1

Strip the cable



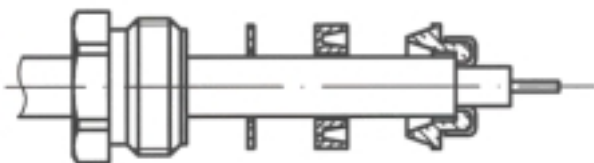
3

Screw sub assembly into the tip body . .
(recommended coupling torque 70.87 in. Lb)



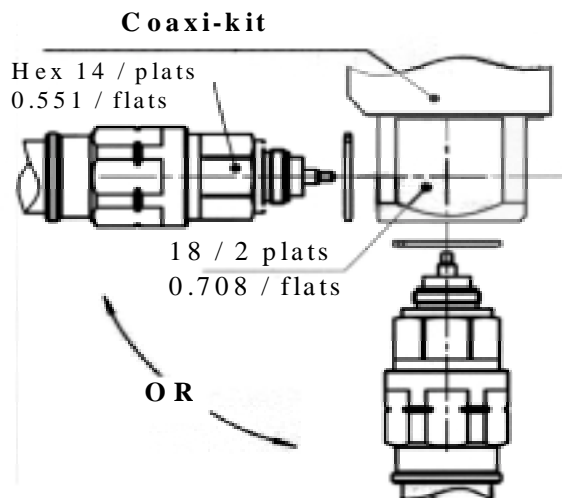
2

Slide the clamp nut , the washer and the 'V' groove gasket onto the cable .
Slide clamp braid sleeve over braid .
Fold back braid and trim off surplus braid . .
Trim back dielectric as shown .



4

Mount the metallic gasket onto the tip. .
Screw the coaxi-kit on the cable sub assembly..
(recommended coupling torque : 84.07 in. lb)



Issue : 0133 B

In the effort to improve our products, we reserve the right to make changes judged to be necessary



COAXI-KIT TIP CLAMP TYPE

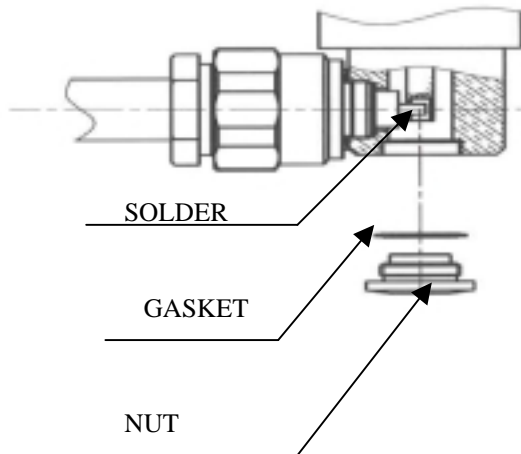
CABLE 5/50 S + D

R280.008.030

Series : ACC-COAX

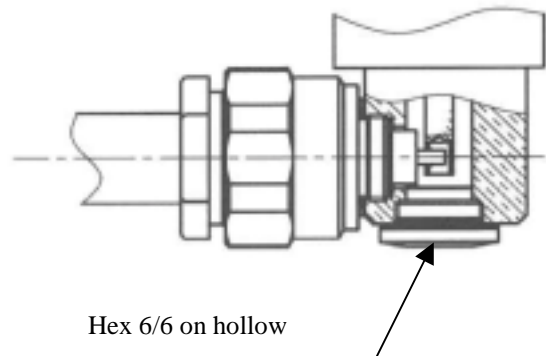
5

Solder the inner conductor onto the coaxi-kit center contact



6

Mount the metallic gasket onto the nut
And screw the sub -assembly onto the coaxi-kit .



Issue : 0133 B

In the effort to improve our products, we reserve the right to make changes judged to be necessary

